

Big Bag Emptying Station



Waste water



Drinking water



Air & smoke

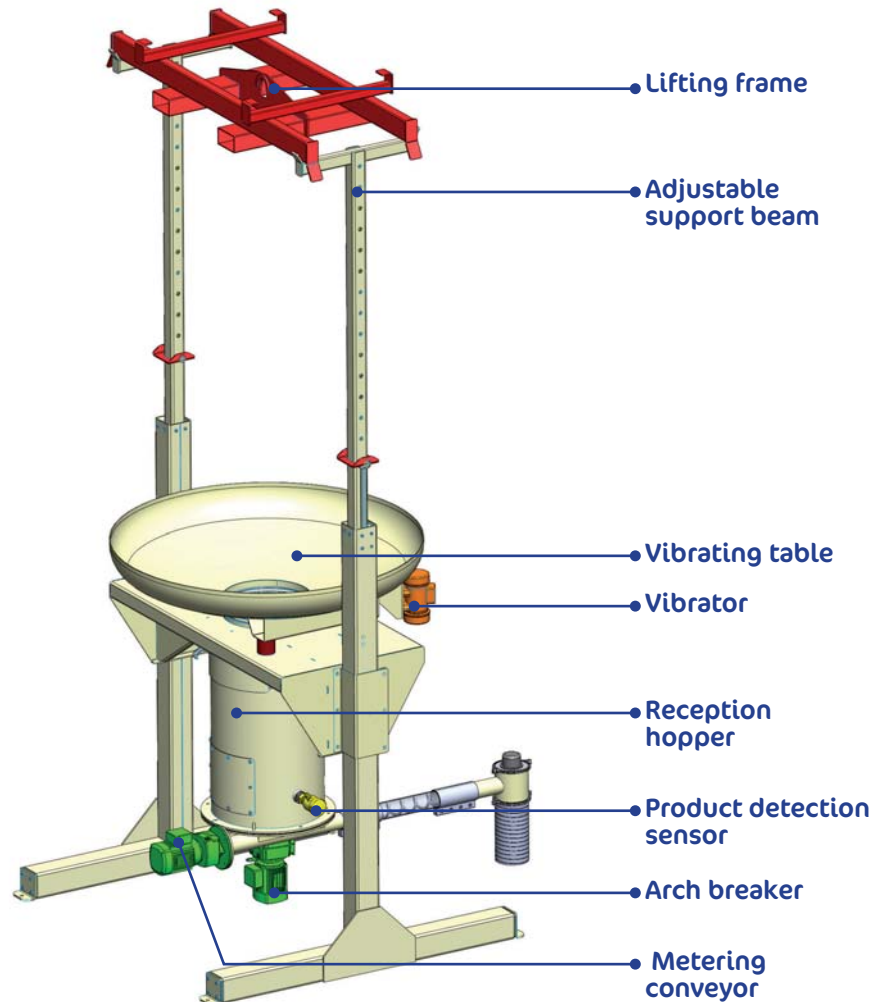
Discharge and metering unit for FIBC / Big Bags / Jumbo Bags :

The Big Bag emptying station is adapted to flexible containers of various volumes and ensures an automatic and complete container discharge into the reception hopper, without product compaction.

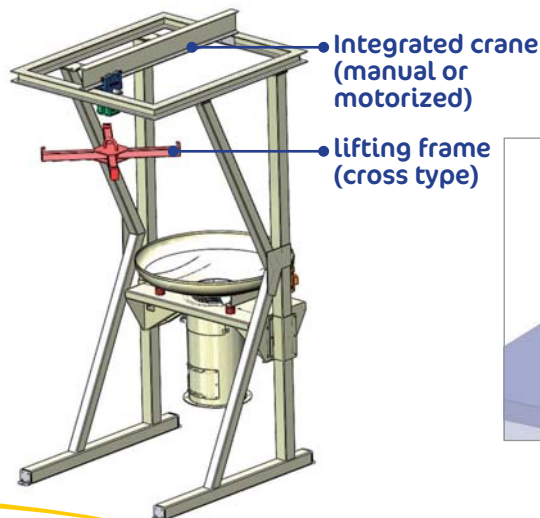
Depending on the Big Bag emptying version chosen (standard or autoloader), Big Bags are loaded either with a forklift or a crane or thanks to the integrated crane.

Advantages :

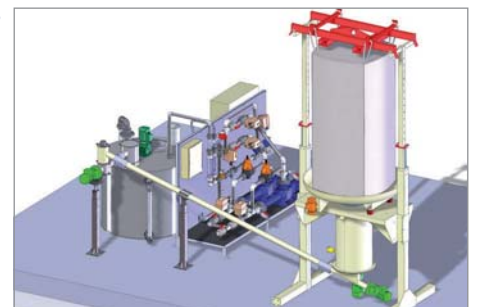
- Compact unit
- Suitable for containers of up to 2 T
- Easy to assemble
- Easy to use
- Direct dosing from container
- Total Big Bag emptying
- Optimized dust control
- Automatic version available (with integrated crane)



Autoload version :



Example of setting-up :



Operation :

The Big Bag is installed onto the circular vibrating table, which is operated thanks to the product detection sensor installed on the reception hopper.

The table vibrates only when there is a lack of product inside the hopper, this in order to prevent from product compaction. This way, the metering unit is always in charge as the reception hopper is constantly fed with product.

The arch breaker action ensures the product flow into the metering unit inlet and the full filling on the screw feeder. The metering conveyor can be rigid or flexible and elevate the product up to the discharge point.



Spécificities :

- **Metalwork material (carbon steel, stainless steel 304/316)**
- **Fixed or variable throughput**
- **Simple or double / rigid or flexible metering conveyor**

Options :

- **Isolation diaphragm valve**
- **Dust collector**
- **Big Bag opening knife**
- **Weighing unit**
- **Autoload station with integrated crane**

Example of dosed product	Maximum length of metering conveyor
Quick lime	4 m max.
Hydrated lime	7 m (depending on the throughput)
Activated carbon (PAC)	7 m (depending on the throughput)
Sodium bicarbonate	4 m max.
Microsand	2 m max.
Soda ash	4 m max.
Polymer	4 m max.
Other products	To be defined after sample analysis

Metering conveyor type	Range of throughput*	Conveyor outer Ø
30	50 l/hr max.	40 mm
40	440 l/hr max.	50 mm
70	1 400 l/hr max.	76 mm
80	2 300 l/hr max.	89 mm
100	3 600 l/hr max.	104 mm
120	12 000 l/hr max.	140 mm

* the throughput can vary according to the product and the site design